



# **WatchGuard** **AP325**

## **Hardware Guide**

---

AP325  
Access Point

## About This Guide

---

Information in this guide is subject to change without notice. Companies, names, and data used in examples herein are fictitious unless otherwise noted. No part of this guide may be reproduced or transmitted in any form or by any means, electronic or mechanical, for any purpose, without the express written permission of WatchGuard Technologies, Inc.

Guide revised: 2/18/2022

## Copyright, Trademark, and Patent Information

---

Copyright © 1998 - 2022 WatchGuard Technologies, Inc. All rights reserved. All trademarks or trade names mentioned herein, if any, are the property of their respective owners.

Complete copyright, trademark, patent, and licensing information can be found in the Copyright and Licensing Guide, available online at <https://www.watchguard.com/wgrd-help/documentation/overview>.

---

### About WatchGuard

WatchGuard® Technologies, Inc. is a global leader in network security, providing best-in-class Unified Threat Management, Next Generation Firewall, secure Wi-Fi, and network intelligence products and services to more than 75,000 customers worldwide. The company's mission is to make enterprise-grade security accessible to companies of all types and sizes through simplicity, making WatchGuard an ideal solution for Distributed Enterprises and SMBs. WatchGuard is headquartered in Seattle, Washington, with offices throughout North America, Europe, Asia Pacific, and Latin America. To learn more, visit [WatchGuard.com](http://WatchGuard.com).

For additional information, promotions and updates, follow WatchGuard on Twitter, @WatchGuard on Facebook, or on the LinkedIn Company page. Also, visit our InfoSec blog, Secplicity, for real-time information about the latest threats and how to cope with them at [www.secplicity.org](http://www.secplicity.org).

### Address

505 Fifth Avenue South  
Suite 500  
Seattle, WA 98104

### Support

[www.watchguard.com/support](http://www.watchguard.com/support)  
U.S. and Canada +877.232.3531  
All Other Countries +1.206.521.3575

### Sales

U.S. and Canada +1.800.734.9905  
All Other Countries +1.206.613.0895

---

# Contents

---

<b>WatchGuard AP325 Hardware Guide</b> .....	<b>1</b>
Requirements.....	1
About Your Hardware.....	1
Hardware Specifications.....	1
Environmental Requirements.....	2
Hardware Description.....	3
Device Connections and Buttons.....	3
Device Indicators.....	5
Mounting Instructions.....	8
Flat Surface Bracket (Optional).....	9
Connect the AP.....	11
Connect the AP for Link Aggregation.....	11
Ethernet Power Injector (Optional).....	12
Power Adapter.....	13
Notices.....	14
Safety Notices.....	14
Product Safety Certification.....	14
Safety Warning.....	14
Disclaimer.....	14
HINWEISE ZUR SICHERHEIT.....	14
Sicherheitshinweis.....	15
AVISO DE SEGURIDAD.....	15
Certificación de seguridad del producto.....	15
Advertencia de seguridad.....	15
FCC Certification.....	16
CE Notice.....	17

---

Industry Canada Certification .....	17
Europe - EU Declaration of Conformity (Wireless).....	18
Brasil ANATEL .....	21
Mexico NOM.....	21
Taiwan Class B Notices.....	21
Taiwan NCC.....	21
Taiwan RoHS.....	22
Japan VCCI Notice (Class B ITE).....	22
RoHS Statement .....	23
WEEE Statement .....	23
REACH Certificate of Compliance.....	23

# WatchGuard AP325 Hardware Guide

WatchGuard AP325 devices are intended for low to medium density environments and feature 2x2 MU-MIMO with dual concurrent 5 GHz and 2.4 GHz radios supporting 802.11a/n/ac Wave 2, 802.11b/g/n, two spatial streams, and data rates of up to 876 Mbps and 300 Mbps, respectively. The AP325 also contains a third 2x2 MIMO 802.11ac radio for dedicated multi-function security and wireless network scanning (Wi-Fi Cloud mode only).

## Requirements

There are two ways you can manage your AP325:

### *Total Wi-Fi and Secure Wi-Fi with WatchGuard Wi-Fi Cloud*

A powerful cloud-based enterprise wireless management solution for AP configuration, security, and monitoring.

### *Basic Wi-Fi with WatchGuard Firebox Gateway Wireless Controller*

Local management, configuration, security, and monitoring of APs directly from your WatchGuard Firebox. The WatchGuard Firebox requires Fireware v12.1 and higher.



The third radio is not available when you manage the AP325 locally with a Gateway Wireless Controller.

## About Your Hardware

### Hardware Specifications

This table shows the hardware specifications for the AP325.

Processor and RAM	Qualcomm IPQ4028 717 MHz quad-core ARM processor with 256 MB RAM and 64 MB Flash
Radio Type and Frequency Band	2.4GHz, 802.11b/g/n. Max data rate: 300 Mbps 5GHz, 802.11a/n/ac. Max data rate: 876 Mbps  Third radio for dedicated RF and security scanning in Wi-Fi Cloud mode only.
Antenna	6 integrated omnidirectional antennas <ul style="list-style-type: none"><li>■ 2 antennas: 2.4 GHz radio</li><li>■ 2 antennas: 5 GHz radio</li></ul>

	<ul style="list-style-type: none"> <li>2 antennas: Third scanning radio</li> </ul>
Ethernet Interface	1 x 10/100/1000 Mbps Gigabit Ethernet (LAN1) 802.3at/af PoE for a wired LAN connection through a switch or hub.  1 x 10/100/1000 Mbps Gigabit Ethernet (LAN2) for a wired extension of an SSID, VLAN extension, or link aggregation.
Power Interface	Power over Ethernet: 802.3at (PoE+) / 802.3af (PoE)  DC jack (6.3mm connector): 12V DC input, 1.5A
Power Consumption	Max: PoE+ (802.3at): 16W Max: PoE (802.3af): 12.95W Max: DC power: 16W Min: 6.5W Average: 13.8W
MTBF Rating	1,081,559 hours at 25°C 535,205 hours at 45°C
Dimensions	L = 196 mm (7.72") W = 196 mm (7.72") H = 43 mm (1.69")
Weight	850g (1.87lb)

## Environmental Requirements

To safely install your WatchGuard AP, we recommend that you:

- Install the device indoors.
- Make sure the device has adequate clearance for air flow and cooling.
- Connect it to a surge-protected power supply to prevent damage from sudden power changes

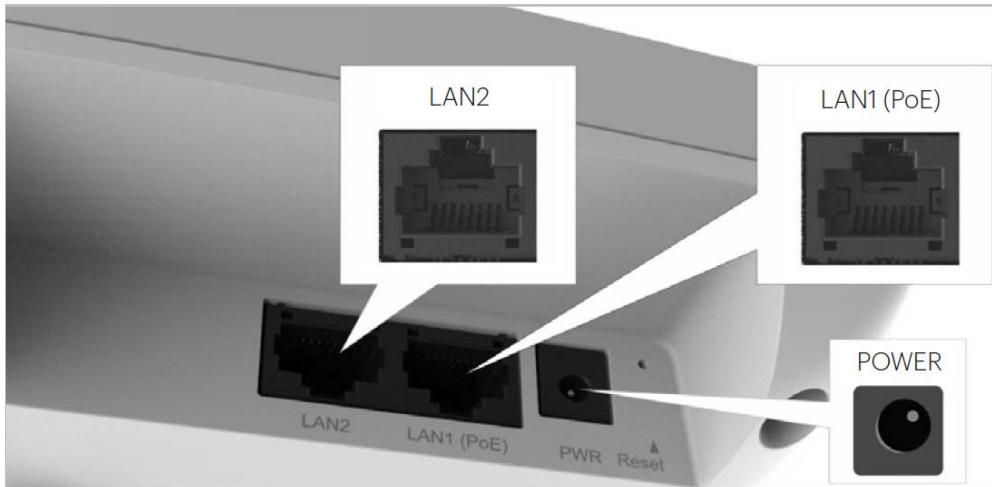
Other environmental requirements:

Operating Temperature	0° to 40°C (32° to 104°F)
Operating Humidity	0% to 95% non-condensing
Non-operating Temperature	-20° to 85°C (-4° to 185°F)
Non-operating Humidity	5% to 95%, non-condensing

## Hardware Description

### Device Connections and Buttons

This table shows the device connections and buttons on the AP325.



#### Ethernet Network Interfaces

**LAN1:** Standard RJ45 connector that supports link speeds of 10/100/1000 Mbps and PoE connectivity.

**LAN2:** Standard RJ45 connector that supports link speeds of 10/100/1000 Mbps. When managed by Wi-Fi Cloud, you can use this interface for a wired extension of an SSID, a VLAN extension, or link aggregation. For more information, see the *WatchGuard Wi-Fi Cloud Help*.

For APs managed locally by a Gateway Wireless Controller with Fireware v12.2.1 and higher, you can bridge together the LAN ports on AP models that have two LAN interfaces. This enables you to extend the wired network on the second LAN interface. For more information, see the *Fireware Help*.

#### Power Input

You can power the WatchGuard AP325 by 802.3at PoE+ or 802.3af PoE on the LAN1 (PoE) interface, or an optional power adapter.

In 8.8.2 and higher, the AP can use 802.3af PoE with no loss in functionality.

In 8.8.1 and lower, the use of 802.3af PoE results in limited feature functionality of the AP:

- USB port and LAN2 Ethernet extension port are disabled.
- The 2.4 GHz radio is downgraded to 1x1 12dbm or lower, or as set in the device template.
- The 5 GHz radio is downgraded to 2x2 12dbm or lower, or as set in the device template.
- Third scanning radio is downgraded to 1x1 with 12dBm transmit power. Lower PoE power results in reduced performance and effectiveness of WIPS scanning and intrusion prevention functions.

## USB Port

The USB port is currently not in use.

## Reset Button

Resets the WatchGuard AP to factory-default settings. You must use a paper clip or other small object to press the reset button through the hole.

To reset the device to factory-default settings, while the AP is powered on, press and hold the reset button for up to 10 seconds until all LEDs go off to indicate that the AP has rebooted.



If you press the reset button while the AP is not powered on or is booting, the reset button will have no effect.



## Device Indicators

The LED device indicators show the status of the AP.



The AP325 operates in AP combo mode where the 2.4 GHz and 5 GHz radios work in AP mode to broadcast Wi-Fi, while the third radio operates in WIPS (Wireless Intrusion Prevention System) sensor mode (Wi-Fi Cloud management only).

### Device Indicators in AP Firmware 8.8.1 and Higher

LED	Status	Description
Power	Off	Powered off.
	Solid Green	Powered on.
	Flashing Green	AP cannot connect to Wi-Fi Cloud or the Gateway Wireless Controller.
	Flashing Amber	AP did not receive an IP address from the DHCP server.
LAN1 (PoE)	Off	No Ethernet link.
	Solid Green	Network interface is up and connected at 10/100/1000 Mbps.
LAN2	Off	No Ethernet link.
	Solid Green (Wi-Fi Cloud mode)	8.8.2 and higher: For APs with additional LAN ports, interface will be green if the interface is up and a wired extension or link aggregation is enabled on the interface in Wi-Fi Cloud. 8.8.1: Network interface is up and connected at 10/100/1000 Mbps.
	Solid Green (Local mode)	Network interface is up and connected at 10/100/1000 Mbps.
2.4 GHz and 5 GHz radios	Off	8.8.2 and higher: No SSID enabled on the radio. 8.8.1: Wireless radio is inactive.

LED	Status	Description
	Solid Green	8.8.2 and higher: SSID enabled on radio. 8.8.1: Wireless radio is active.
Third Radio (WIPS)	Off	Wireless radio is inactive.
	Solid Green	WIPS scanning is active (Wi-Fi Cloud mode only).

### Device Indicators in AP Firmware 8.8.0 and Lower

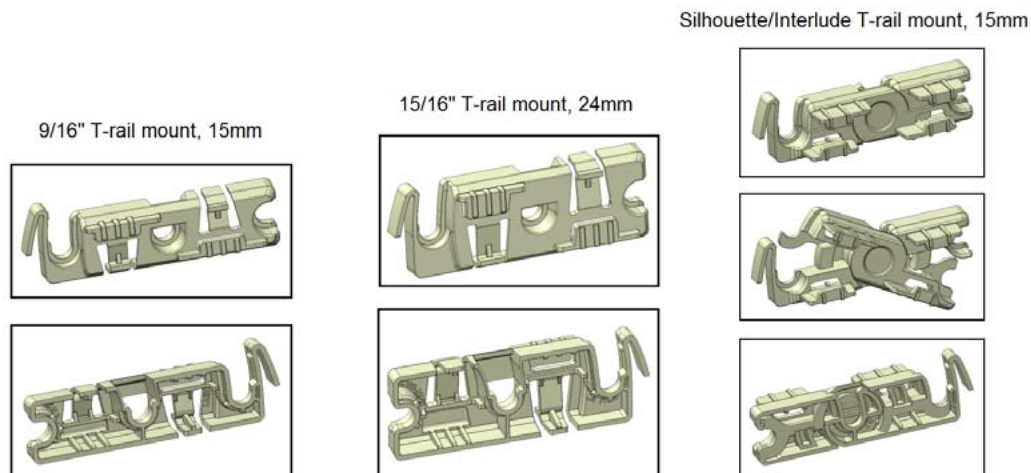
LED	Status	Description
Power	Solid Green	Power on
	Off	Power off
LAN1 / PoE	Solid Green	Device connected to LAN1 port at 10/100/1000 Mbps.
	Fast Flash Green	Did not receive valid IP address from DHCP.
	Slow Flash Green	Cannot connect to WatchGuard Wi-Fi Cloud.
	Intermittent Flash Green	Activity on LAN1 port.
	Off	No Ethernet link.
LAN2	Solid Green	Device connected to LAN2 port at 10/100/1000 Mbps.
	Flashing Green	Activity on LAN2 port.
	Off	No Ethernet link.
2.4 GHz	Solid Green	Client connected to 2.4 GHz radio.
	Intermittent Flash Green	Activity on 2.4 GHz radio.
5 GHz	Solid Green	Client connected to 5 GHz radio.
	Intermittent Flash Green	Activity on 5 GHz radio.
Third Radio	Intermittent Flash Green	WIPS scanning activity on third radio.

## Mounting Instructions

Use the included mounting bracket (15/16", 24mm, Part #: WG8027) to install the AP325 on a ceiling with a T-rail.

Optional T-rail mount brackets are available from WatchGuard:

- 9/16" T-rail mount, 15mm, Part #: WG8026
- Interlude/Silhouette T-rail mount, 15mm, Part #: WG8021



To install the AP325 on a ceiling with a T-rail:

1. Put the first mounting post on the back of the AP over the lower bracket notch and rotate into place.

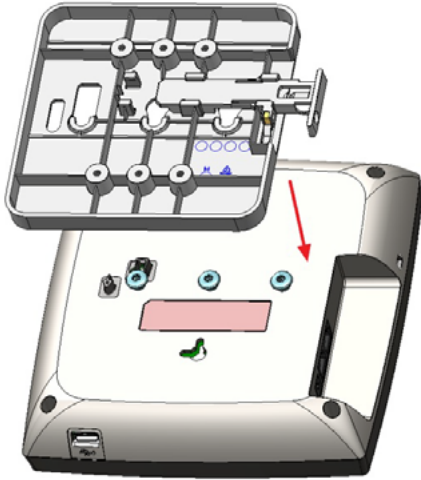


2. Make sure that all the mounting posts on the back of the AP are securely positioned in their bracket notches.
3. To attach the bracket to the T-rail, rotate the bracket so it is parallel to the T-rail, and snap the bracket on the T-rail.

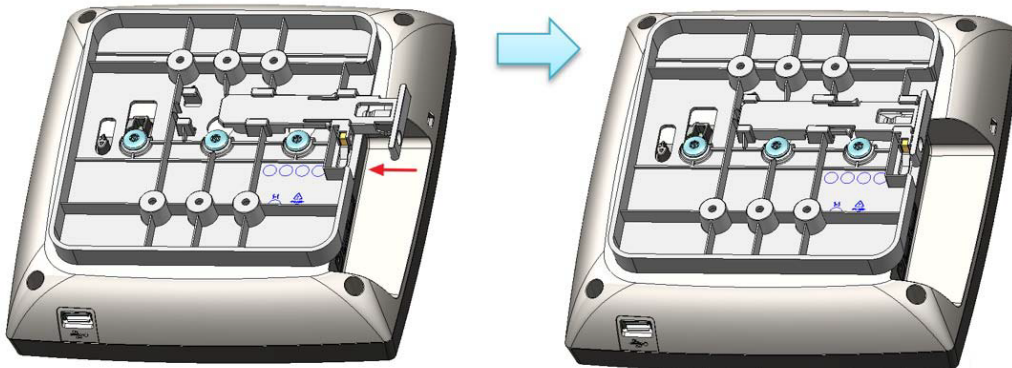
## Flat Surface Bracket (Optional)

An optional surface mount bracket for walls or ceilings is available from WatchGuard (Part #: WG8038).

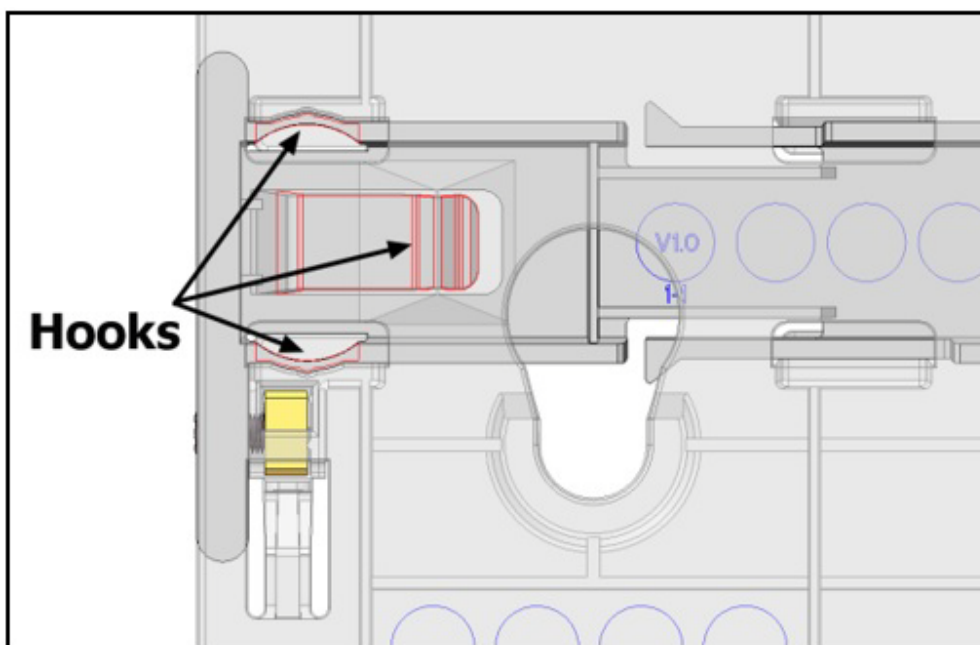
1. Attach the bracket to the mounting surface with screws (not included).



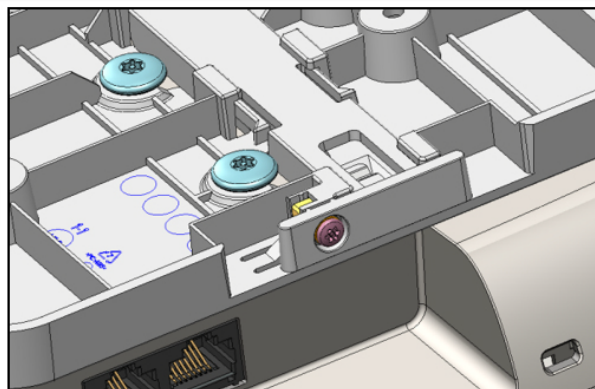
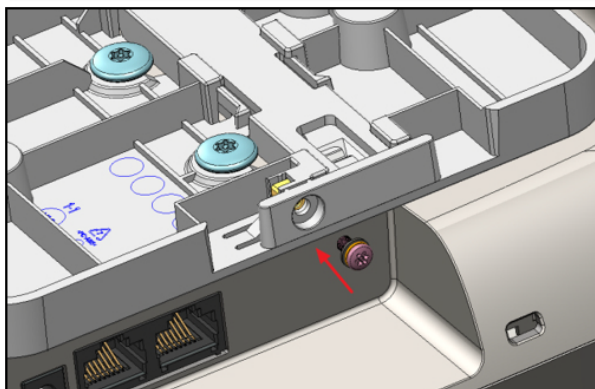
2. Pull the release key outward to unlock the mount bracket, then attach the AP stubs to the bracket holders. You may need to adjust the stubs for a firm fit.



3. Push in the release key to lock the hooks. Make sure all hooks are locked in place.



4. Fasten the included screw to the release key to lock the AP to the bracket.



## Connect the AP

To power on and connect the AP325 to the network with PoE:

1. Connect one end of the network interface cable to the LAN1 PoE port on the AP325.
2. Connect the other end of the network interface cable to an Ethernet jack that provides PoE power.



To connect the AP325 to the network and to power on the AP325 with a power adapter:

1. Connect one end of the network interface cable to the LAN1 PoE port on the AP325.
2. Connect the other end of the network interface cable to an Ethernet network jack.
3. Plug the power adapter cable into the 12V DC power receptacle on the back of the AP325.
4. Plug the power adapter into an 100V-240V 50/60 Hz AC power source.

## Connect the AP for Link Aggregation

With WatchGuard Wi-Fi Cloud, you can use both Ethernet ports of the AP325 for link aggregation that enables these ports to logically merge into a single link for higher aggregate bandwidth.

You must enable link aggregation in a device template for the AP325, and link aggregation must also be enabled on your network switch for the two ports connected to your AP. Both links should use CAT6 Ethernet cabling.

Make sure that PoE power is supplied to the indicated first Ethernet port labeled LAN1 (PoE) on the AP325.



The second Ethernet port is not supported when the AP is managed locally by a Gateway Wireless Controller on a Firebox.

## Ethernet Power Injector (Optional)

You can power the WatchGuard AP with an optional Ethernet Power Injector. This PoE+ capable device allows you to power the WatchGuard AP through an existing Ethernet connection. With this feature, you do not have to position your WatchGuard AP near a power outlet.



This device complies with IEEE 802.3at/af PoE specifications. Do not use any PoE adapters that are not IEEE 802.3at/af compliant as they may damage your device.

To connect an Ethernet Power Injector to the WatchGuard AP:

1. Plug the Ethernet Power Injector into an AC power source.
2. Connect an Ethernet cable from your network backbone (for example, a router, switch, or hub) to the **LAN** connector on the Ethernet Power Injector.
3. Connect an Ethernet cable from the LAN1 (PoE) Ethernet interface on the AP to the **PoE** connector on the Ethernet Power Injector.

The table below provides the specifications for the Ethernet PoE injector.

Ethernet Power Injector Specs	
WatchGuard Part Number	802.3at PoE+ Injector with AC cord (US/FCC) (WG8599) 802.3at PoE+ Injector with AC cord (CE) (WG8600) 802.3at PoE+ Injector with AC cord (UK) (WG8601) 802.3at PoE+ Injector with AC cord (AUS) (WG8602)
Specification	IEEE 802.3at/af
AC Input Voltage Rating	100-240VAC



Ethernet Power Injector Specs	
Input Current	0.8A max for 100VAC
Output Power	30W maximum
Ethernet Interfaces	LAN: RJ-45 for 10/100/1000/2500 Mbps data POE: RJ-45 for 10/100/1000/2500 Mbps data and power Voltage: Pin4, 5:54V, Pin7, 8:Return
Indicator	Power: Green
Temperature	Operating: 0 - 40°C (32 - 104°F) Storage: -30 - 80°C (-22 - 176°F)
Humidity	5% - 90% (Operating and storage)
Dimensions	L = 99 mm (3.9") W = 68.5 mm (2.27") H = 33 mm (1.3")
Weight	149.6 g (0.33 lbs)

## Power Adapter

An optional AC power adapter supplies 12V DC power to the WatchGuard AP325 and includes region-specific adapter plugs.

AC Power Adapter Specs	
WatchGuard Part Number	WG8039
AC Input Voltage Rating	100-240V, 50-60Hz, 0.5A max
Output Voltage	DC 12V, 1.5A
Region Specific Adapter Plugs	US, UK, AU/NZ, EMEA
Temperature	Operating: 0 - 40°C (32 - 104°F) Storage: -20 - 70°C (-4 - 158°F)
Humidity	Operating: 0% - 90% Storage: 0% - 95%

## Notices

All WatchGuard products are designed and tested to meet strict safety requirements. These requirements include product safety approvals and other global compliance standards. Please read these instructions carefully before operating the product, and refer to them as needed to ensure the continued safe operation of your product.

For patent information, please visit <http://www.watchguard.com/patents>

## Safety Notices

All WatchGuard products are designed and tested to meet strict safety requirements. These requirements include product safety approvals and other global compliance standards. Read these instructions carefully before you operate the product, and refer to them as needed for continued safe operation of your product.

### Product Safety Certification

The WatchGuard product is safety certified under the following standards:

- IEC 60950-1:2005 (Second Edition)+Am 1:2009+Am 2:2013
- EN 60950-1:2006+A11+A1+A12+A2:2013
- EN 61000-3-2:2014
- EN 61000-3-3:2013

### Safety Warning

- Do not place objects on the power cord.
- Do not obstruct the ventilation openings. These openings prevent overheating of the machine.
- Never push objects of any kind into slots or openings on this equipment. Making a contact with a voltage point or shorting out a part may result in fire or electrical shock.
- When removing or installing an appliance, follow the general installation safety instructions.

### Disclaimer

WatchGuard shall not be held liable if the end user alters, modify, or repairs any WatchGuard hardware appliance.

## HINWEISE ZUR SICHERHEIT

Alle WatchGuard Produkte werden entwickelt und getestet, um strenge Sicherheitsanforderungen zu erfüllen. Diese Anforderungen umfassen Produktsicherheit Zulassungen und andere globale Compliance-Standards. Bitte lesen Sie die folgenden Anweisungen sorgfältig, bevor Sie das Produkt, und bezeichnen sie als notwendig, um den sicheren Betrieb des Geräts zu gewährleisten.

Die WatchGuard Produkt ist Sicherheit unter den folgenden Normen zertifiziert:

- IEC 60950-1:2005 (Second Edition)+Am 1:2009+Am 2:2013
- EN 60950-1:2006+A11+A1+A12+A2:2013

- EN 61000-3-2:2014
- EN 61000-3-3:2013

### **Sicherheitshinweis**

- Legen Sie keine Gegenstände auf das Netzkabel.
- Verdecken Sie nicht die Lüftungsöffnungen. Diese Öffnungen verhindern eine Überhitzung der Maschine.
- Stecken Sie niemals Gegenstände jeglicher Art in die Schlitze oder Öffnungen des Geräts stecken. Der Kontakt mit einem spannungsführenden Punkt oder das Kurzschließen eines Bauteils kann zu einem Brand oder elektrischen Schlag führen.
- Beim Entfernen oder Installieren eines Gerätes, nach den allgemeinen Installation Sicherheitshinweise.

## **AVISO DE SEGURIDAD**

Todos los productos WatchGuard están diseñados y probados para satisfacer estrictos requisitos de seguridad. Estos requisitos incluyen la homologación de productos de seguridad y otras normas de cumplimiento global. Por favor, lea atentamente las siguientes instrucciones antes de utilizar el producto, y se refieren a ellos como sea necesario para garantizar el funcionamiento seguro y continuo de su producto. Información adicional se puede encontrar en la Guía del usuario electrónica.

### **Certificación de seguridad del producto**

El producto tiene certificación de seguridad WatchGuard bajo las siguientes normas:

- IEC 60950-1:2005 (Second Edition)+Am 1:2009+Am 2:2013
- EN 60950-1:2006+A11+A1+A12+A2:2013
- EN 61000-3-2:2014
- EN 61000-3-3:2013

### **Advertencia de seguridad**

- No coloque objetos sobre el cable de alimentación.
- No obstruya las aberturas de ventilación. Estas aberturas evitan el sobrecalentamiento de la máquina.
- Nunca introduzca objetos de ningún tipo en las ranuras o aberturas del equipo. El contacto con puntos de voltaje o el cortocircuito de una pieza podría provocar un incendio o una descarga eléctrica.
- Al extraer o instalar un electrodoméstico, siga las instrucciones generales de instalación de seguridad.

## FCC Certification

This device complies with part 15 of the FCC Rules. Operation is subject to the following two conditions: (1) This device may not cause harmful interference, and (2) this device must accept any interference received, including interference that may cause undesired operation.

This device has been tested and found to comply with the limits for a Class B digital device, pursuant to Part 15 of the FCC Rules. These limits are designed to provide reasonable protection against harmful interference in a residential installation. This equipment generates uses and can radiate radio frequency energy and, if not installed and used in accordance with the instructions, may cause harmful interference to radio communications. However, there is no guarantee that interference will not occur in a particular installation if this equipment does cause harmful interference to radio or television reception, which can be determined by turning the equipment off and on, the user is encouraged to try to correct the interference by one or more of the following measures:

- Reorient or relocate the receiving antenna.
- Increase the separation between the equipment and receiver.
- Connect the equipment into an outlet on a circuit different from that to which the receiver is connected.
- Consult the dealer or an experienced radio/TV technician for help.

\* FCC Caution: Any changes or modifications not expressly approved by the party responsible for compliance could void the user's authority to operate this equipment.

This transmitter must not be co-located or operating in conjunction with any other antenna or transmitter. For operation within 5.15 ~ 5.25GHz / 5.47 ~ 5.725GHz frequency range, it is restricted to indoor environment. The band from 5600-5650MHz will be disabled by the software during the manufacturing and cannot be changed by the end user. This device meets all the other requirements specified in Part 15E, Section 15.407 of the FCC Rules.

### IMPORTANT NOTE:

#### FCC Radiation Exposure Statement:

This equipment complies with FCC radiation exposure limits set forth for an uncontrolled environment. This equipment should be installed and operated with minimum distance 28cm between the radiator & your body.

Note: The country code selection is for non-US model only and is not available to all US model. Per FCC regulation, all WiFi product marketed in US must fixed to US operation channels only.

Dieses Gerät wurde getestet und entspricht den Grenzwerten für ein Digitalgerät der Klasse B gemäß Teil 15 der Federal Communications Commission (FCC) Regeln einhalten. Diese Grenzwerte sollen einen angemessenen Schutz vor schädlichen Störungen, wenn das Gerät in einer kommerziellen Umgebung betrieben wird. Dieses Gerät erzeugt, verwendet und kann Hochfrequenzenergie abstrahlen, und wenn nicht installiert und in Übereinstimmung mit der Bedienungsanleitung, kann es Störungen im Funkverkehr verursachen. Der Betrieb dieses Gerätes in einem Wohngebiet wird wahrscheinlich schädliche Interferenzen in dem Fall muss der Benutzer die Störungen auf seine / ihre eigene Kosten zu beheben.

## CE Notice

The CE symbol on your WatchGuard Technologies equipment indicates that it is in compliance with the Electromagnetic Compatibility (EMC) directive and the Low Voltage Directive (LVD) of the European Union (EU).



This equipment should be installed and operated with minimum distance 28cm between the radiator & your body.

## Industry Canada Certification

This device complies with ISSED's licence-exempt RSSs. Operation is subject to the following two conditions:

(1) This device may not cause harmful interference, and (2) this device must accept any interference received, including interference that may cause undesired operation.

Le présent appareil est conforme aux CNR d'ISED applicables aux appareils radio exempts de licence. L'exploitation est autorisée aux deux conditions suivantes : (1) le dispositif ne doit pas produire de brouillage préjudiciable, et (2) ce dispositif doit accepter tout brouillage reçu, y compris un brouillage susceptible de provoquer un fonctionnement indésirable.

### Caution

- (i) the device for operation in the band 5150-5250 MHz is only for indoor use to reduce the potential for harmful interference to co-channel mobile satellite systems;
- (ii) the maximum antenna gain permitted for devices in the bands 5250-5350 MHz and 5470-5725 MHz shall be such that the equipment still complies with the e.i.r.p. limit;
- (iii) the maximum antenna gain permitted for devices in the band 5725-5850 MHz shall be such that the equipment still complies with the e.i.r.p. limits specified for point-to-point and non-point-to-point operation as appropriate; and
- (iv) the worst-case tilt angle(s) necessary to remain compliant with the e.i.r.p. elevation mask requirement set forth in Section 6.2.2(3) shall be clearly indicated.
- (v) Users should also be advised that high-power radars are allocated as primary users (i.e. priority users) of the bands 5250-5350 MHz and 5650-5850 MHz and that these radars could cause interference and/or damage to LE-LAN devices.

### Avertissement

Le guide d'utilisation des dispositifs pour réseaux locaux doit inclure des instructions précises sur les restrictions susmentionnées, notamment :

(i) les dispositifs fonctionnant dans la bande 5150-5250 MHz sont réservés uniquement pour une utilisation à l'intérieur afin de réduire les risques de brouillage préjudiciable aux systèmes de satellites mobiles utilisant les mêmes canaux;

(ii) le gain maximal d'antenne permis pour les dispositifs utilisant les bandes de 5250 à 5 350 MHz et de 5470 à 5725 MHz doit être conforme à la limite de la p.i.r.e.;

(iii) le gain maximal d'antenne permis (pour les dispositifs utilisant la bande de 5 725 à 5 850 MHz) doit être conforme à la limite de la p.i.r.e. spécifiée pour l'exploitation point à point et l'exploitation non point à point, selon le cas;

(iv) les pires angles d'inclinaison nécessaires pour rester conforme à l'exigence de la p.i.r.e. applicable au masque d'élévation, et énoncée à la section 6.2.2 3), doivent être clairement indiqués.

(v) De plus, les utilisateurs devraient aussi être avisés que les utilisateurs de radars de haute puissance sont désignés utilisateurs principaux (c.-à-d., qu'ils ont la priorité) pour les bandes 5250-5350 MHz et 5650-5850 MHz et que ces radars pourraient causer du brouillage et/ou des dommages aux dispositifs LAN-EL.

Dynamic Frequency Selection (DFS) for devices operating in the bands 5250- 5350 MHz, 5470-5600 MHz and 5650-5725 MHz.

Sélection dynamique de fréquences (DFS) pour les dispositifs fonctionnant dans les bandes 5250-5350 MHz, 5470-5600 MHz et 5650-5725 MHz.

For indoor use only.

Pour une utilisation en intérieur uniquement.

### **Radiation Exposure Statement**

This equipment complies with ISED radiation exposure limits set forth for an uncontrolled environment. This equipment should be installed and operated with minimum distance 28cm between the radiator & your body.

### **Déclaration d'exposition aux radiations**

Cet équipement est conforme aux limites d'exposition aux rayonnements ISED établies pour un environnement non contrôlé. Cet équipement doit être installé et utilisé avec un minimum de 28cm de distance entre la source de rayonnement et votre corps.

## **Europe - EU Declaration of Conformity (Wireless)**

This device complies with the essential requirements of the RED Directive 2014/53/EU. The following test methods have been applied in order to prove presumption of conformity with the essential requirements of the RED Directive 2014/53/EU:

*EN60950-1/A12:2011+A2:2013*

Safety of Information Technology Equipment

*EN62311:2008 & EN62479:2010*

Product standard to demonstrate the compliance of radio base stations and fixed terminal stations for wireless telecommunication systems with the basic restrictions or the reference levels related to human exposure to radio frequency electromagnetic fields (110MHz - 40 GHz) - General public

*EN 300 328 V2.1.1 (2016-11)*

Electromagnetic compatibility and Radio spectrum Matters (ERM); Wideband transmission systems; Data transmission equipment operating in the 2.4GHz ISM band and using wide band modulation techniques. Harmonized EN covering the essential requirements of article 3.2 of the RED Directive

*EN 301 893 V2.1.1 (2017-05)*

Broadband Radio Access Networks (BRAN); 5GHz high performance RLAN; Harmonized EN covering the essential requirements of article 3.2 of the RED Directive.

*Draft EN 301 489-1 V2.2.0 (2017-03)*

Electromagnetic compatibility and Radio spectrum Matters (ERM); Electro Magnetic Compatibility (EMC) standard for radio equipment and services; Part 1: Common technical requirements

*Draft EN 301 489-17 V3.2.0 (2017-03)*

Electromagnetic compatibility and Radio spectrum Matters (ERM); ElectroMagnetic Compatibility (EMC) standard for radio equipment; Part 17: Specific conditions for Broadband Data Transmission Systems

This device is a 5GHz wideband transmission system (transceiver), intended for use in all EU member states and EFTA countries, except in France and Italy where restrictive use applies.

In Italy the end-user should apply for a license at the national spectrum authorities in order to obtain authorization to use the device for setting up outdoor radio links and/or for supplying public access to telecommunications and/or network services.

This device may not be used for setting up outdoor radio links in France and in some areas the RF output power may be limited to 10 mW EIRP in the frequency range of 2454 - 2483.5 MHz. For detailed information the end-user should contact the national spectrum authority in France. The device is restricted to indoor use only when operating in the 5150 to 5350 MHz frequency range.



AT	BE	BG	CZ	DK
EE	FR	DE	IS	IE
IT	EL	ES	CY	LV
LI	LT	LU	HU	MT
NL	NO	PL	PT	RO
SI	SK	TR	FI	SE
CH	UK	HR		

## Declaration of Conformity

WatchGuard Technologies Inc. hereby declares that the product(s) listed below conform to the European Union directives and standards identified in this declaration.

**Product(s):**

Wireless Access Point, WatchGuard Model AP325

**EU Directive(s):**

Low Voltage (2006/95/EC)  
Electromagnetic Compatibility (2004/108/EC)  
Energy-related Products (2009/125/EC)  
RoHS (2002/95/EC)  
WEEE Directive 2002/96/EC  
The Radio Equipment Directive (2014/53/EU)

**Common Standard(s):**

EN 60950-1:2006+A11:2009+A1:2010+A12:2011+A2:2013	Safety for ITE
EN 55024:2010	Immunity for ITE
EN 55032:2015/AC:2016	
EN 62311:2008	
EN 62479:2010	
EN 61000-3-2:2014	Harmonics
EN 61000-3-3:2013	Flicker

**Wireless Standard(s):**

EN 301 489-01 v2.2.0	EMC and Radio Spectrum Matters
EN 301 489-17 v3.2.0	EMC and Radio Spectrum Matters
EN 300 328 v2.1.1	Radio Spectrum Matters
EN 301 893 v2.1.1	Broadband Radio Access Networks

Hereby, declare under our sole responsibility that the requirements set out in the Directive 2014/53/EU has been fully fulfilled on our product with indication below:

Product Name: 802.11ac Tri Band PoE Access Point

Model Number: AP325, C-110

Object of the declaration:

The object of the declaration described above is in conformity with the relevant Union harmonization legislation:

Radio Equipment Directive (RED) 2014/53/EU

The following standards and technical specifications have been applied:

Spectrum : EN 300 328 V2.1.1, EN 301 893 V2.1.1

EMC : EN 301 489-1 V2.2.0, EN 301 489-17 V3.2.0, EN 55032:2015/AC:2016, EN 55024:2010

Healthy (EMF) : EN 62311: 2008, EN 62479: 2010

Safety (LVD) : EN 60950-1:2006+A11:2009+A1:2010+A12:2011+A2:2013

The above device complies with the essential requirements and other relevant provisions to Directive 2014/53/EU when used for its intended purpose. This equipment may be operated in the USA, Canada, & Europe Union.

**Warning!** This is a Class B product. In a domestic environment this product may cause radio interference in which case the user may be required to take adequate measures.

All operational modes:

2.4GHz: 802.11b, 802.11g, 802.11n (HT20), 802.11n (HT40), 802.11ac (VHT20), 802.11ac (VHT40),

Bluetooth(BR/EDR, LE)

5GHz: 802.11a, 802.11n (HT20), 802.11n (HT40), 802.11ac (VHT20), 802.11ac (VHT40), 802.11ac (VHT80)

The frequency and maximum transmitted power limit in EU are listed as follows,

2412-2472MHz: 19.99dBm

2402-2480MHz (BR/EDR): 8.19dBm

2402-2480MHz (LE): 9.87dBm

5180-5240MHz: 22.84 dBm

5260-5320MHz: 22.94 dBm

5500-5700MHz: 29.95 dBm

**Restrictions: France** (i) les dispositifs fonctionnant dans la bande 5150-5250 MHz sont réservés uniquement pour une utilisation à l'intérieur afin de réduire les risques de brouillage préjudiciable aux systèmes de satellites mobiles utilisant les mêmes canaux; (ii) De plus, les utilisateurs devraient aussi être avisés que les utilisateurs de radars de haute puissance sont désignés utilisateurs principaux (c.-à-d., qu'ils ont la priorité) pour les bandes 5 250-5 350 MHz et 5 650-5 850 MHz et que ces radars pourraient causer du brouillage et/ou des dommages aux dispositifs LAN-EL. Die oben genannten Gerät entspricht den grundlegenden Anforderungen und anderen relevanten Bestimmungen der Richtlinie 2014/53/EU, wenn für den vorgesehenen Zweck verwendet werden. Dieses Gerät ist für die Verwendung in den USA, Kanada, and Europäische Union.

**Warnung!** Dies ist eine Einrichtung der Klasse B. Diese Einrichtung kann im Wohnbereich Funkstörungen verursachen. In diesem Fall kann vom Betreiber verlangt werden, angemessene Maßnahmen durchzuführen

**Einschränkungen: Frankreich** –(i)-Geräte, die im Band 5150-5250 MHz ist nur für den Innenbereich, um das Risiko von Störungen des mobilen Satelliten-Systeme, die die gleichen Kanäle (ii) Darüber hinaus reduzieren vorbehalten, sollten Benutzer auch darauf hingewiesen werden, dass die Nutzer von Hochleistungs-Radare bezeichnet werden primäre Benutzer (dh d. sie haben Priorität) der Bänder 5 250-5 350 MHz und 5 650-5 850 MHz und dass diese Radargeräte können Störungen und / oder Schäden an LE-LAN-Geräten verursachen.

*Laurence Huang*



Signature

Full Name: Laurence Huang

Position: Manufacturing Program Manager

Date: Nov 2, 2017



## Brasil ANATEL

Este equipamento não tem direito à proteção contra interferência prejudicial e não pode causar interferência em sistemas devidamente autorizados.

## Mexico NOM

La operación de este equipo está sujeta a las siguientes dos condiciones: (1) es posible que este equipo o dispositivo no cause interferencia perjudicial y (2) este equipo o dispositivo debe aceptar cualquier interferencia, incluyendo la que pueda causar su operación no deseada.

## Taiwan Class B Notices

警告使用者：這是乙類產品，應使用並正確安裝。本產品可能會造成無線電干擾，在這種情況下，用戶可能需要採取適當的措施。

警示 本電池如果更換不正確會有爆炸的危險，請勿自行更換電池

## Taiwan NCC

低功率電波輻射性電機管理辦法

第十二條 經型式認證合格之低功率射頻電機，非經許可，公司、商號或使用者均不得擅自變更頻率、加大功率或變更原設計之特性及功能。

第十四條 低功率射頻電機之使用不得影響飛航安全及干擾合法通信；經發現有干擾現象時，應立即停用，並改善至無干擾時方得繼續使用。前項合法通信，指依電信法規定作業之無線電通信。

低功率射頻電機須忍受合法通信或工業、科學及醫療用電波輻射性電機設備之干擾。在 5.25-5.35 兆赫頻帶內操作之無線資訊傳輸設備，限於室內使用。

電磁波曝露量 MPE 標準值 1mW/cm<sup>2</sup>，本產品使用時建議應距離人體：28 cm。無線資訊傳輸設備避免影響附近雷達系統之操作

## Taiwan RoHS

設備名稱：無線接入器 ， 型號（型式）： AP325						
Sample and its location	Equipment name Type designation (Type)					
單元Unit	Restricted substances and its chemical symbols 限用物質及其化學符號					
	鉛Lead (Pb)	汞Mercury (Hg)	鎘Cadmium (Cd)	六價鉻 Hexavalent chromium (Cr <sup>+6</sup> )	多溴聯苯 Polybrominated biphenyls (PBB)	多溴二苯醚 Polybrominated diphenyl ethers (PBDE)
金屬外殼和硬件 Metal Enclosure and Hardware	-	○	○	○	○	○
印刷電路板組件 Printed Circuit Board Assemblies	-	○	○	○	○	○
電源 Power Supplies	-	○	○	○	○	○
電纜和接線 Cables and Wiring	-	○	○	○	○	○
<p>備考1. “超出0.1 wt %” 及 “超出0.01 wt %” 係指限用物質之百分比含量超出百分比含量基準值。</p> <p>Note 1: “Exceeding 0.1 wt %” and “exceeding 0.01 wt %” indicate that the percentage content of the restricted substance exceeds the reference percentage value of presence condition.</p> <p>備考2. “○” 係指該項限用物質之百分比含量未超出百分比含量基準值。</p> <p>Note 2: “○” indicates that the percentage content of the restricted substance does not exceed the percentage of reference value of presence.</p> <p>備考3. “-” 係指該項限用物質為排除項目。</p> <p>Note 3: The “-” indicates that the restricted substance corresponds to the exemption.</p>						

## Japan VCCI Notice (Class B ITE)

この装置は、クラス B 情報技術装置です。この装置は、住宅環境で使用することを目的としていますが、この装置がラジオやテレビジョン受信機に近接して使用されると、受信障害を引き起こすことがあります。取扱説明書に従って正しい取り扱いをして下さい。VCCI-B 5GHz band (W52, W53): Indoor use only.

## RoHS Statement

The member states of the European Union approved directive 2002/95/EC, Restrictions of Hazardous Substances ("RoHS directive") that became valid on July 1, 2006. It states that all new electrical and electronic equipment put on the market within the member states must not contain certain hazardous materials. This device complies with the European Union's RoHS directive 2002/95/EC and similar regulations that may be adopted by other countries for European Sales.

## WEEE Statement

WEEE is a general set of requirements dictated in the EU Directive 2002/96/EC. This Directive mandated that member EU countries enact regulations governing the Waste of Electrical and Electronic Equipment (WEEE). The Directive, and its individual transpositions into specific country laws and legislation, is aimed at the reduction of WEEE through reuse, recovery, and recycling of WEEE.

WatchGuard is working in partnership with our European Union (EU) distribution partners to ensure that our products are in compliance with the WEEE statutes, and that the recovery of our product per the specific EU country legislative requirements is seamless for our product's end users. If you have a WatchGuard product that is at its end of life and needs to be disposed of, please contact WatchGuard Customer Care Department at:

U.S. Customers: 877.232.3531

International Customers: +1.206.613.0456

WatchGuard is reasonably confident that our products do not contain any substances or hazardous materials presently banned by any legislation, and do not present a risk due to hazardous materials. WEEE recovery professionals should also note that these products do not have any materials that are of particular high value in their individual form.

## REACH Certificate of Compliance

The new EU chemicals policy REACH (Registration, Evaluation, Authorization and restriction of Chemicals) came into effect on June 1, 2007. REACH is Europe's new chemicals legislation, which is applicable in all 27 EU Member States as well as the EFTA European Economic Area (EEA). REACH creates a new system for gathering information, assessing risks to human health and the environment, and authorizing or restricting the marketing and use of chemicals produced or supplied in the EEA. REACH has an impact on EEA producers and importers of finished products and users of chemicals in the course of industrial or professional activities.

WatchGuard supports the overall REACH objective of improving the protection of human health and the environment and will meet all applicable REACH requirements. WatchGuard is strongly committed to working with our customers and supply chain to define and implement the REACH requirements and ensure a smooth transition to compliance.

One of the REACH requirements is that manufacturers and importers have the duty to register substances they are producing or importing. In accordance with the regulations, the products of WatchGuard do not need to be registered for the following reasons:

- WatchGuard does not import more than 1 metric ton per year of a substance as defined by REACH.
- WatchGuard products are non-chemical products that are not designed to release any substance under normal and reasonably predictable application.
- Our products do not contain the listed substances at more than 0.1% by weight of the whole product/part.